



Welcome to the 2024 City of Gloucester SuperSprint Triathlon!

Thank you for entering the TTG City of Gloucester Triathlon which takes place on Sunday 26th May 2024. To make your day as enjoyable as possible and so that things run smoothly, please read the following information carefully.

Important

** Please do not park within the Sports Centre, adequate parking is available immediately opposite the school **

Start Time & Race Number

Start times are based on your estimated swim time which you told us when you entered the event. Slower swimmers will start first from approx. 09:00 onwards with the quickest swimmers starting last. Please make a note of your race number as you will need to inform those at registration.

Registration

Registration will take place at the Halo Brockworth Sports Centre, Mill Lane, Brockworth, Gloucester GL3 4QF from 8:00am on SUNDAY 26th MAY. Please look out for the signs to registration which will be outside the sports hall adjacent to the gate through which you'll take your bike to transition. BTF members must produce BTF licenses, or you will be charged £8 for a BTF day licence. Non-BTF members will receive an electronic BTF race pass at no additional cost as they paid the fee in their entry.

At registration you will receive two race numbers which should be fixed to the front and the back of your top unless you use a race belt where only one number needs to be worn. You'll be issued bike/helmet stickers, and your number will also be marked on your arm/leg. Please write an emergency contact telephone number on the back of your race number. Please ensure your race numbers are clearly visible during the race. Attach the bike label showing your race number to your bike seat stem and affix your helmet sticker to the front of your helmet before entering transition.

Briefings

The Race Brief will take place at 08:30 by the registration area.

Littering

TriTeamGlos cares for the environment, we hope that competitors will help us to do this. In line with BTF rules we have a no littering policy applying throughout the event including transition. Any competitor who breaches this rule will be disqualified. Remember, if you can carry it full you can carry it empty!

Transition

Before entering transition, your bike and helmet will be checked. No helmet – no race. In transition, rack your bike in your assigned space noting bikes will be positioned alternately. Please leave your equipment tidy, we operate clean transition – only your shoes/helmet/towel can be stored next to your bike; all large boxes & bags must be removed in line with BTF rules. You must have your race number with you at all times when entering transition or you will be refused entry. You must also have your race number with you when you come to collect your bike, or the marshal will not let you take it until all other bikes have been collected. Transition is a secure area and will be marshalled at all times.

Take time to familiarise yourself with the entry and exit points. The area around entry and exit from transition is likely to be quite busy so please heed marshal and signage instructions.

Swim

You will be given your timing chip and swim hat on poolside. The swim is 200 metres, 8 lengths of the pool. Please arrive on the poolside at least **15** minutes before your start time. You will be asked to queue in race number order on the far side of the pool and wait to be called for your start. You will be allocated a lane to swim in and issued a coloured swim hat. The swim starts in the water and only breaststroke and front crawl are allowed. When you have 2 lengths remaining, the lap counters will inform you by using a board marked '2' placed in the water at the end of your 6th length. It is however your responsibility to count and ensure you complete the correct number of lengths.

When you have finished, leave your swim hat behind and leave via the marked door and follow **BLUE** signs and marshal instructions to transition. Do not run whilst in the pool area. There is an approx. 150m of path from pool exit to transition, you are welcome to bring appropriate footwear for this section, left outside the pool area by the pool exit.

Bike

The bike course is **one lap** totalling 14km. Helmets must be worn at all times. Please ensure that your helmet is fastened before you remove your bike from the racking and not removed until the bike is re-racked. Note the set up of entry and exit in transition, this is done to avoid accidents and keep things fair. Push your bike out of the school grounds and follow the road round to the left all the way to the mounting box by the marshal.

There is a potentially hazardous junction at the bottom of Vicarage Lane turning left on to Ermin Street. The junction will be marshalled, and you must **exercise extreme caution** when turning onto the busy main road – see maps.

PLEASE NOTE – Due to temporary traffic lights we've adjusted the course in Churchdown, please study the maps and pay attention to signage and marshals.

Please ask at registration if you are unsure about these instructions. You should keep to the left at all times unless directed by the marshals. All turns will be marshalled, and **YELLOW** signage will also be provided. On return to transition dismount your bike before the dismount line and where indicated by marshals.

A limited mechanical repair facility will only be available at race HQ courtesy VeloVitesse so you will need to be able to attend to any problems on the route. Marshals should be notified if you need to retire from the event.

Run

The run course is **one lap** totalling 3km. Leave the transition area via the run exit. Turn left onto the footpath and follow the road until the T-junction. Turn left and then left again at the roundabout, follow this road and then turn left at the next T-junction and then left again at the roundabout using the footpath alongside the A46. At the Mill Lane junction turn left back towards the sports centre follow **GREEN** signage directions towards the finish!

You'll receive a drink, medal and small gift and have your timing chip removed. Please make your way out of the finish area towards the main car park.

Spectators

If you are bringing or expecting supporters, please ask them to follow instructions from marshals and to not enter transition or congregate in the area around the finish line.

Results, Prize giving & Photos

Individual results will be available at the finish line after you have finished. We intend to provide a full set of results live on the day. The final results will be available on the website on the same day or the following morning (www.triteamglos.com). Results announcements and prize giving will be made as quickly as possible after the last competitor has completed the race (within about 15 minutes). Charles Whitton Photography will be taking photographs of the event.

Directions & Parking

Halo Brockworth Sports Centre is located between Cheltenham and Gloucester. Postcode is GL3 4QF. From the M5 take junction 11a, follow the directions to Cirencester on the A417 bypass. Exit at the first junction, signposted Brockworth, and turn right at the roundabout. Move over into the right hand lane and take the first available right turn into Mill Lane. When approaching the sports centre, please be aware of competitors that may already be on the course.

Please follow marshals/signs to car parks. **Please do not attempt to park within the sports centre.**

TriTeamGlos is supporting the Sue Ryder Leckhampton Court hospice, and their volunteers will man the car parks. We ask for a voluntary donation of £5 to park which will go directly to support the charity's great work. TriTeam Glos will also be donating a proportion of any race profits to the charity.

PLEASE DO NOT PARK ON THE SIDE OF THE ROAD, as this road gets very congested with race traffic and parked cars make the whole area dangerous.

Site information & Water Station

We have full use of the sports hall changing and showering facilities at the sports centre. A water station will be positioned on the pavement directly outside transition and there will be water at the finish.

A post-race massage service will be available for a small donation.

Refreshments are available throughout the day from a catering van and Chez's ice cream.

Safeguarding

This event hosted by TTG, permitted by British Triathlon, acknowledges the duty of care to safeguard and promote the welfare of children, young people and vulnerable adults. This permitted triathlon event is also committed to ensuring safeguarding practice reflects statutory responsibilities, government guidance and complies with the best practice and British Triathlon requirements. Children must be accompanied by their responsible parent/guardian at all times on race site. Please be aware of the missing child procedure action plan with this. Any concerns please contact the race lead safeguarding officer, Hannah Randall at 07496645389.

Top tips for old and new

Before you start make sure you have read the health and safety notices on the notice board, walk the swim to bike and bike to run transition routes and make sure that you know your bike location. Be on the poolside with plenty of time to spare. You will be given a swim hat and timing chip on poolside.

Swim: You will be starting in the deep end, so make sure that your swim hat and goggles are firmly in place. You may like to dip your goggles in the water to prevent them misting up. Go steady on the first couple of lengths; think about the speed you can maintain in training. If you are following a competitor of about the same speed, stay close behind, as you will be saving energy this way. You may be tempted to overtake but be aware that it is much harder swimming on the front. Save it for the bike and run. If you do wish to overtake then wait until the turn where slower swimmers should give way. You must count your own lengths, and on the final length think about the direction that you need to go when you leave the pool. Remember to leave your swim hat.

Bike: Before racking your bike ensure that it is in a low gear and running smoothly. Take great care getting on your bike, then build up to race pace as soon as possible. Once you are pedalling smoothly, take a drink, especially if the weather is hot. Pedal in a relatively easy gear, try to keep your cadence at about 90rpm and remember to change down a gear or two in the last mile to loosen off the muscles before the run. Concentrate on your road position and be aware of the traffic around you at all times.

Run: Your legs may not feel like your own for the first kilometre, this is normal, don't panic! Try to concentrate on your form and they will gradually come back to life. Concentrate on the competitors in front of you and aim to catch them, however, make sure you leave enough for the run up to the finish. It's important to look good at the end, so pick your feet up and smile as you cross the line, no matter how much it hurts!

Post race: Take on board plenty of fluids, warm down and stretch. Put some warm clothes on and maybe go for a massage.

GOOD LUCK AND MOST IMPORTANTLY – HAVE FUN!

Transition Layout



Bike Route – SuperSprint (1 Lap)

TTG Race 2024 - SuperSprint

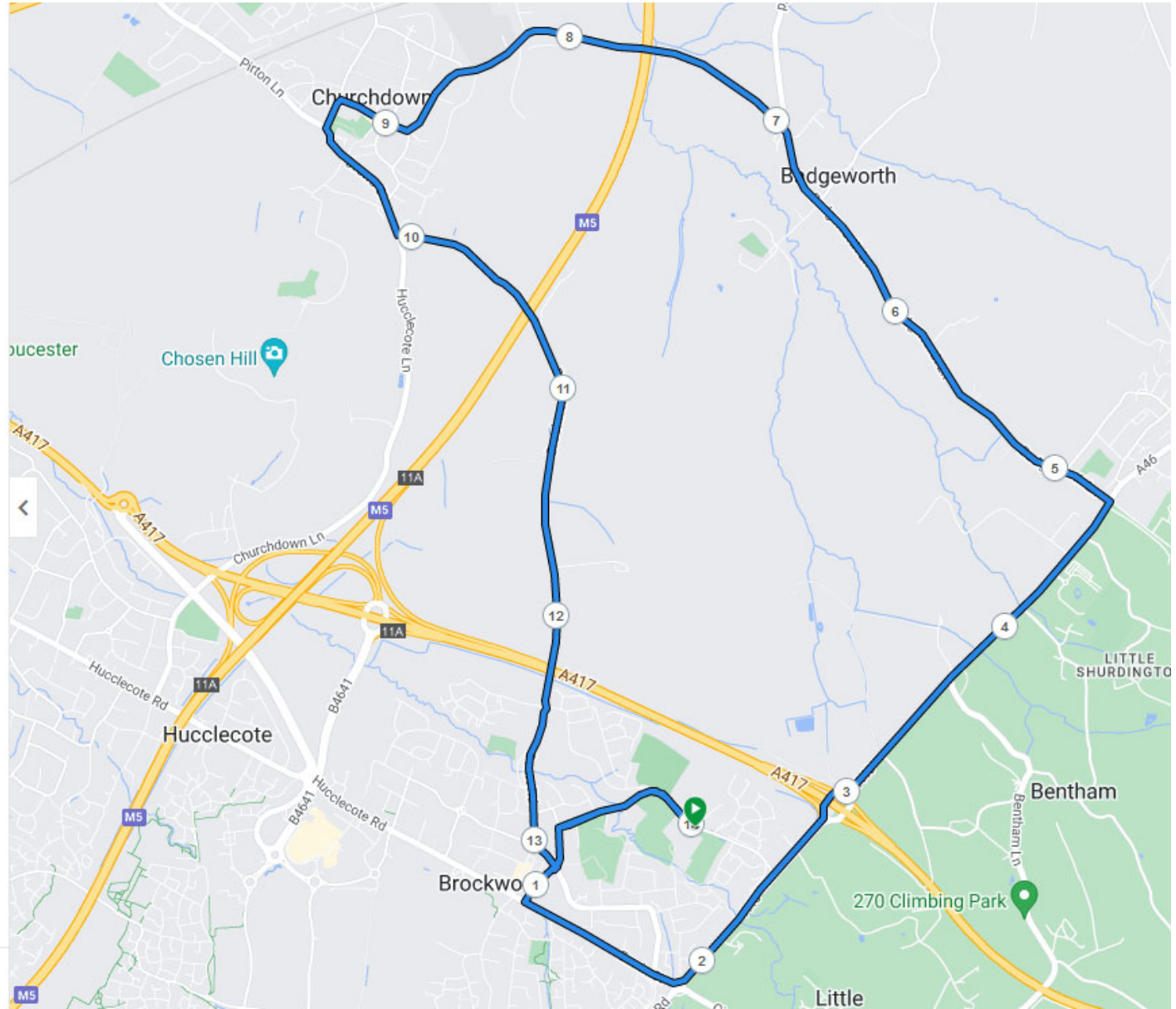
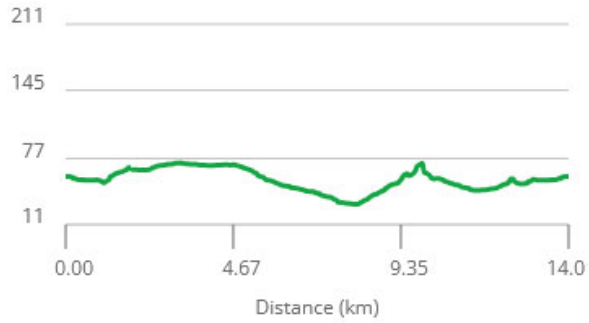
Road Cycling

Public: Available to everyone.

14.02 km 82 m 82 m
Distance Total Ascent Total Descent

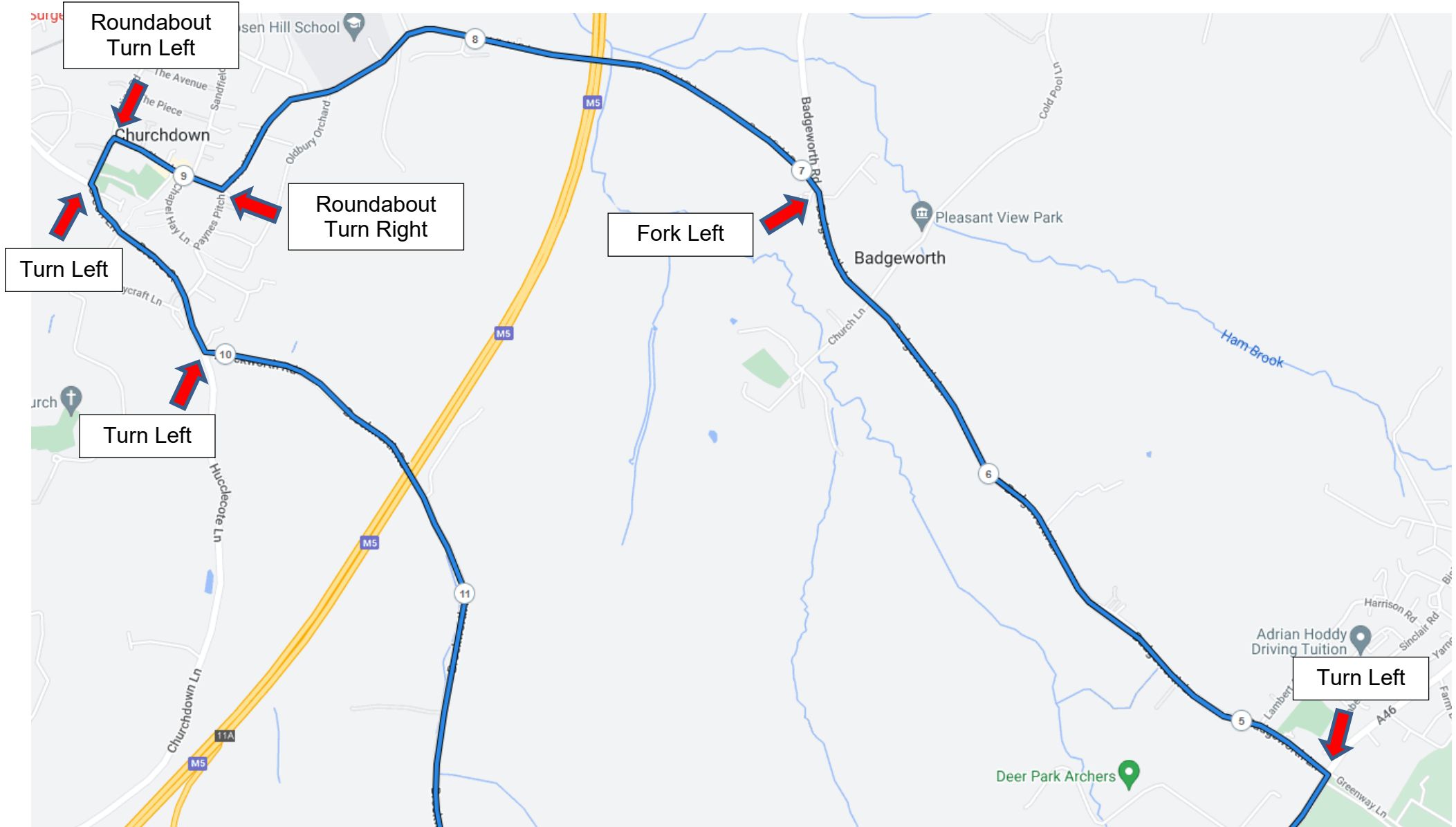
-- --
Avg Speed Goal Time

Elevation [Expand](#)



☆ [Send to Device](#) [Create Power Guide](#) ...

Bike Route – Churchdown Section



Run Route – SuperSprint (1 Lap)

TTG Race 2024 - SuperSprint

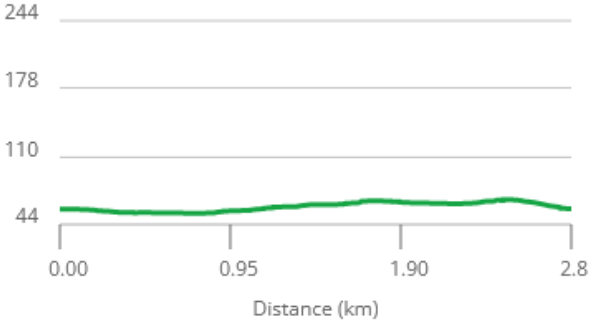
Running

Public: Available to everyone.

2.85 km Distance 15 m Total Ascent 14 m Total Descent

-- Avg Pace -- Goal Time

Elevation [Expand](#)



TURN NOTIFICATIONS

This enables notifications for upcoming turns on your wearable device.

